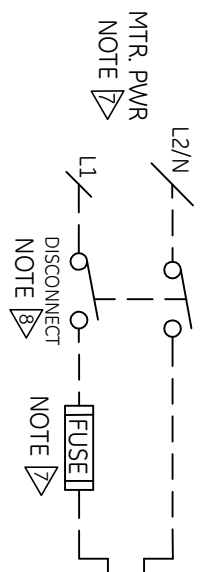


**FIELD WIRING SUGGESTED SCHEMATIC**

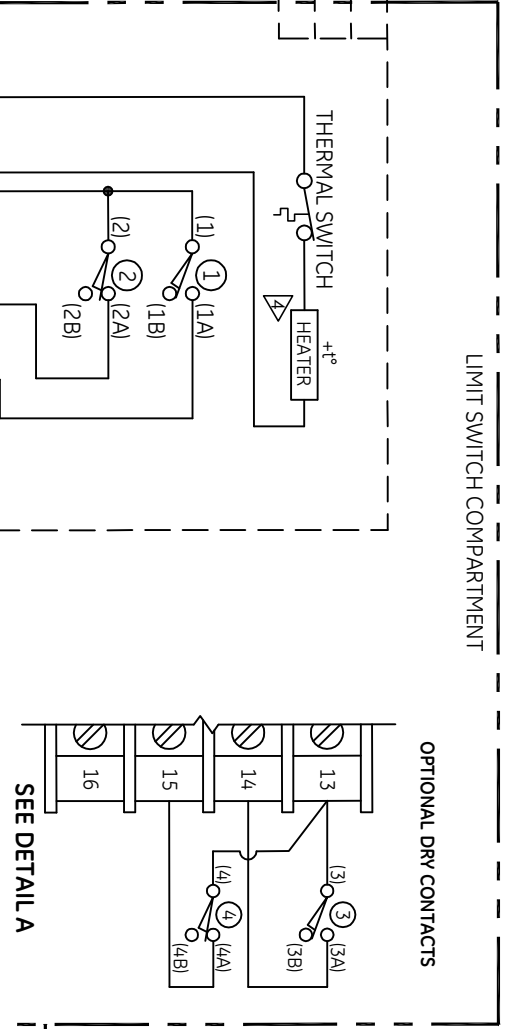
AVAILABLE RELAY OUTPUT CONTACTS  
 (11) OPEN LIMIT  
 (10) CLOSED LIMIT  
 (09) COMMON

(12) ALARM

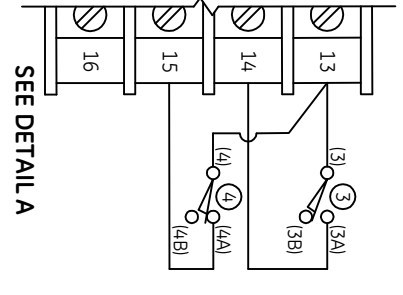
\* ALARM OUTPUT WILL BE OPEN WHEN POWER OFF, IF IN FAULT OR WHEN DISPLAY IS IN MENU MODE.



**ACTUATOR WIRING LIMIT SWITCH COMPARTMENT**

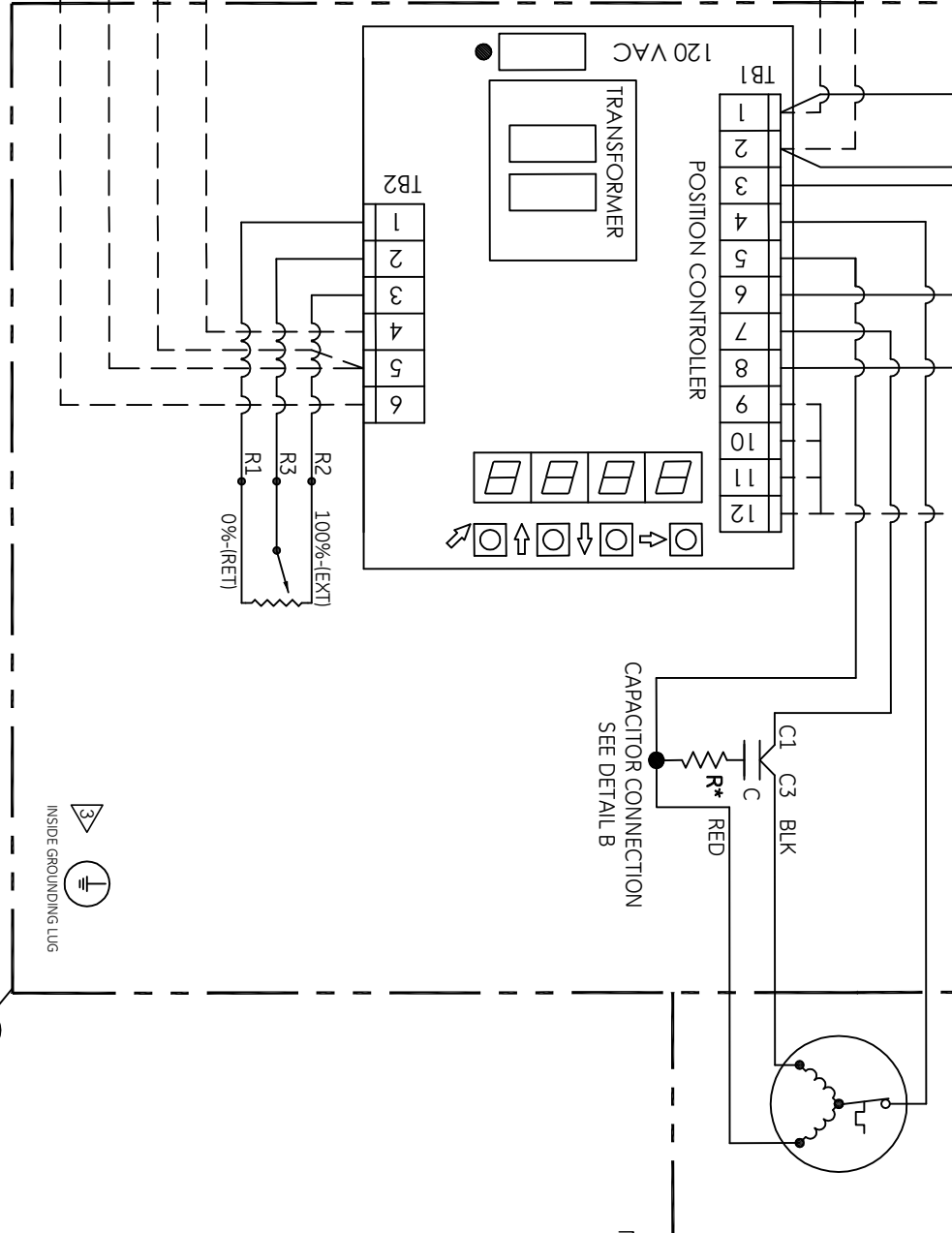
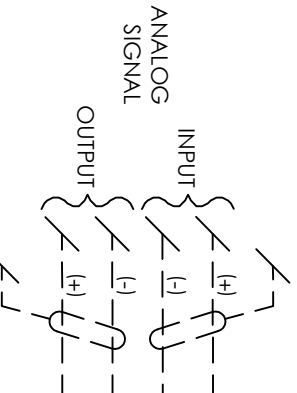


**OPTIONAL DRY CONTACTS**



SEE DETAIL A

SEE DETAIL A



SWITCH NO.	CONTACT	ACTUATOR POSITION			FUNCTION
		FULL RETRACT	INTERMEDIATE POSITION	FULL EXTEND	
1	A	—	—	—	FULL EXTEND POSITIO
	B	—	—	—	FULL RETRACT POSITIC
2	A	—	—	—	AUX (OPTIONAL)
	B	—	—	—	AUX (OPTIONAL)
3	A	—	—	—	AUX (OPTIONAL)
	B	—	—	—	AUX (OPTIONAL)
4	A	—	—	—	AUX (OPTIONAL)
	B	—	—	—	AUX (OPTIONAL)

SWITCH POSITION SHOWN WITH ACTUATOR IN FULLY EXTEND POSITION

— CLOSED SWITCH CONTACT

--- OPEN SWITCH CONTACT

- LEGEND**
- ① - EXTEND POSITION LIMIT SWITCH
  - ② - RETRACT POSITION LIMIT SWITCH
  - - WIRING CONNECTION
  - - SWITCH CONTACT
  - - - CUSTOMER WIRING

**NOTES:**

1. LIMIT SWITCH DATA:  
QUICK CONNECT TERMINALS MICROSWITCH V3L-3005-D8 OR EQUIVALENT. RATING: 15 AMP AND 1/2 HP, 125 OR 250 VAC, 1/2 AMP, 125 VDC, 1/4 AMP, 250 VDC, 5 AMP, 120 VAC "L" (LAMP LOAD).
2. OPTIONAL(OPT.) COMPONENTS SHOWN ARE AUX DRY CONTACTS.
3. WARNING: PROTECTIVE EARTH GROUNDING. GROUNDING LUG MUST BE WIRED TO SUITABLE GROUNDING SYSTEMS WITH MIN. #10 AWG WIRE.
4. HEATER MUST BE WIRED TO CONTINUOUS POWER.
5. IMPORT/EXPORT HARMONIZATION CODE HARDCOPY, 4906000000
6. HI-POT TEST:  
PERFORM HI-POT TEST PER UL61010 F.3. (REFER TO IOM.) UNPLUG THE PLUG CONNECTOR FROM TB1. TEST AT TERMINALS 1 THROUGH 8 PER MOTOR VOLTAGE.  
TEST AT TERMINALS 13, 14, & 15 PER 240VAC.  
DO NOT PERFORM HI-POT TEST ON CONTROL CARD CIRCUITS OR TB2.  
RECONNECT PLUG CONNECTOR TO TB1.
7. MOTOR POWER: REFER TO UNIT NAME PLATE.
8. DISCONNECT SWITCH: (NOT SUPPLIED WITH ACTUATORS) MUST BE SUITABLY LOCATED, EASILY REACHED AND MARKED AS THE DISCONNECTED DEVICE FOR THE EQUIPMENT.

**WIRE DIAGRAM, 1 PHASE, SCC10 - EAGLE**

DESCRIPTION	WIRE DIAGRAM, 1 PHASE, SCC10 - EAGLE		
FILENAME	HTR/POT/SWR, OPT: AUX DRY CONTACTS		
REV	145120122	SCALE	N.T.S.
DRAWN BY	ET	APPROVED BY	REF
DATE	15APR15	SHEET	1 OF 1
SIZE	B	INTERPRET DRAWING	PER ASME Y14.5 THIRD ANGLE PROJECTIC



**GE**

REV.	DATE	ECN#	BY
-	24APR2015	65695	RC
<b>REVISION TABLE</b>			